



## SESSION THREE

# JESUS HEALS TEN LEPERS – ONLY ONE SAYS “THANK YOU”

### BIG IDEA

*God loves to hear us say*

# “THANK YOU” TO HIM & ONE ANOTHER

### PREP *(Kids can help!)*

- Find an A4 size piece of paper and draw a ‘sad’ face, with a red mark on the cheek.
- Get a first aid strip (such as a band aid) for each person
- Make or find a blindfold
- Get a bowl of sweets

### WHAT GOES IN THE BOX?

- Prepared A4 piece of paper
- First aid strips
- Blindfold



### INTRO

We have been talking about some of the ways that Jesus gave signs to the people to show that he really was God’s son and the promised Messiah.

Today we talk about another type of sign that Jesus gave that proved God’s great love for us. It was that he healed people – especially those that the doctors couldn’t cure.

### GAME

#### Band Aids

- Take out the first aid strips and the picture of a sad face with a red mark on the cheek. Place the picture on the wall at a height the children can reach.
- Give everyone a first aid strip and play ‘Stick the strip on the sore face’.
- Start with the child with the smallest shoe size. Blindfold the children one by one and let them try to place their first aid strip on the sore part of the face. (If your children are older, spin them around before they try.)
- Finish by letting them swap their first aid strip for a treat – with the one who placed their strip closest to the red mark choosing first.

#### Questions

- When do we use a first aid strip?
- When was the last time someone put a first aid strip on you? Did you get a hug too?

- If we get hurt, it is really wonderful if someone is there to look after us and make it better.
- What do you say when someone gives you something special or does something kind?
- Have you ever forgotten to say thank you?

## READ

“ Jesus and his disciples were walking along a road one day when ten men with leprosy came to meet him. The lepers had sore spots all over their skin. They knew they were not supposed to get too close to other people. If they did, the other people might get sores too. So they stood a little way off and shouted, “Jesus, Master, please show us that you care about us. Please help us.”

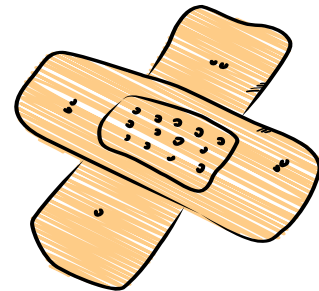
Jesus heard the men shouting to him. He called back to them, “Go and show yourselves to the priests.” Jesus said this because if the lepers got well, they had to let a priest see them. If the priest said they were well, they could go back to their families.

As these ten men were going to see the priest, the sores on their skin went away! But only one of the men came back to thank

Jesus for making him well. That man was a Samaritan.

Jesus asked, “Didn’t I make ten men well? Where are the other nine?” Then Jesus told the man, “Stand up and go. You believed in me, and your faith has made you well.” ”

*Luke 17:11-19; Classic Bible Storybook, Kenneth N. Taylor, Tyndale House*



After the lepers went to see the priest, who looked at their skin and saw the sores were gone, they were so happy that they ran up and down the streets singing and dancing. Jesus had healed them. But suddenly, one of them stopped and went back. He threw himself at Jesus’ feet and said, “Thank you!”

Jesus asked where the other nine were. **Only one out of ten remembered to say, “Thank you.”**



## SESSION THREE

### GAME

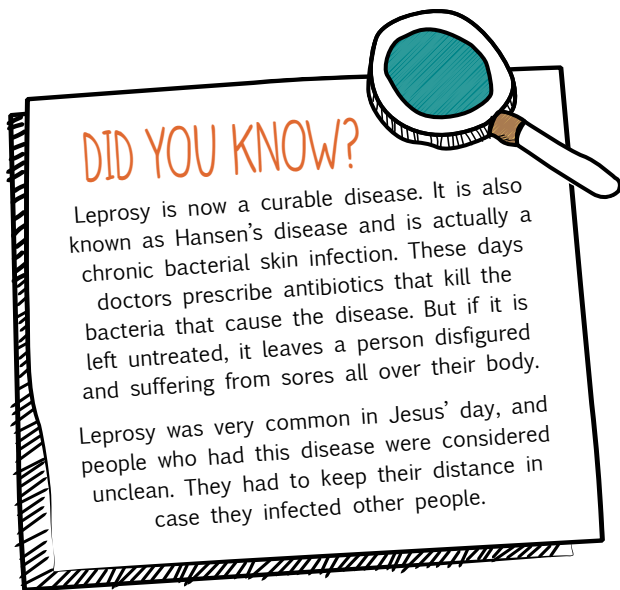
#### Musical Thank You

This game is like musical chairs, except when the music stops, instead of simply running to a seat, the children must say thank you for something out loud before they can sit down.

### FAMILY TALK TIME

Jesus offered forgiveness and healing freely to people. He gave us signs that he was God's Son and brought God's kingdom to earth. He wants us to enjoy his love and blessings but most of all to say thank you to him and to one another.

**Saying thank you to God is so important because God loves a grateful heart.**



### Questions

- How do you think it would feel to be a leper and then to suddenly be OK and able to join in everything again?
- Why do you think that nine of the lepers didn't go back to say thank you for the amazing thing that had happened to them?
- How do you think Jesus felt when only one who had been healed came back to say thank you?
- Have you ever done something kind and no one said thank you?
- Why is it so important to thank God? What can we thank God for?

### GAME

Can you match which thank you comes from which language?

Language	'Thank you'
Mongolian	merci
Cambodian	gracias
Chinese	danke schoen
Korean	grazie
German	by yar la
Russian	ar khun
French	spasiba (pronounced "spa see ba")
Italian	xie xie ni (pronounced "shay shay nee")
Spanish	kam sa hamnida

**Answers:** merci - French; gracias - Spanish; danke schoen - German; grazie - Italian; by yar la - Korean; ar khun - Cambodian; spasiba - Russian; xie xie ni - Chinese; kam sa hamnida - Mongolian

## CEM YOUR BLESSINGS WITH THANKFULNESS SO THEY DON'T UNRAVEL.))

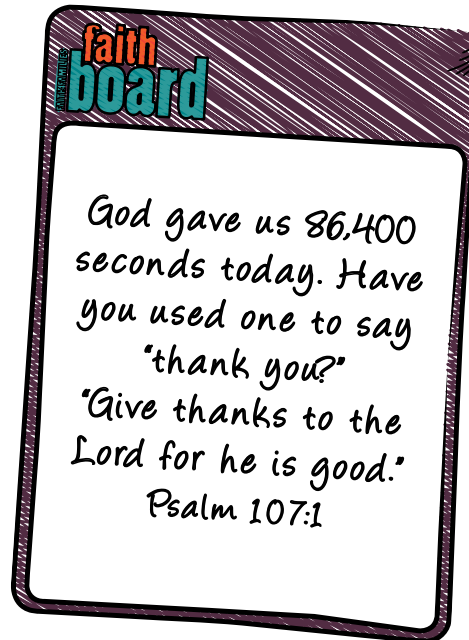
- ANONYMOUS -

### PRAY

Place a bowl of treats in the centre of the table. Go around the circle taking turns saying, "I'm too busy" until you get to the third person, who says, "Thank you God for \_\_\_\_\_" and takes a treat. The others keep going until everyone has said thank you.

### LIVE

Make sure everyone practices saying thank you this week. Make the extra effort to seek someone out - write a thank you note with their name on and put it in a place that surprises them (e.g. on their pillow, under their plate or on the fridge).



### OTHER IDEAS

- Start a family 'thank you' book. You could use an exercise book and decorate it. Whenever a good thing happens and someone in the family is thankful, let them note it down in the book (younger ones could draw it and have an adult write about it).
- Go through the colours of the rainbow (taking turns with one colour each) and think of something of that colour you are thankful for. This is a fun in-the-car game. If you cannot think of something of that colour you are "out".
- Find out more about the Leprosy Mission and what they do around the world.
- Send a thank you e-card to someone!

**CHECK OUT WHAT YOU NEED FOR NEXT SESSION...**

