



SESSION SIX

JESUS IS ALIVE – HE IS RISEN INDEED!

BIG IDEA

Jesus is Risen and has

CONQUERED SIN AND DEATH

PREP *(Kids can help!)*

- Tape a large piece of newspaper over a hula hoop so that it completely covers the circle
- Hide lots of small Easter eggs or other Easter treats either around the house or outside

WHAT GOES IN THE BOX?

- Don't put anything in the Faith Box today – Leave it empty like the tomb!!



ACTIVITY

Resurrection Sunday Traditions

Before you begin Faith Box time this week take a moment to practise a resurrection Sunday tradition. It may be to ring grandparents to say, "He is risen!" They can reply "He is risen indeed!"

Or, if you have made a rice bubble tomb from last session or an Easter Garden (from Volume 1, session 5) make sure that you take and hide the Jesus figure from the tomb. Ask the children to look for him somewhere in the house. The one who finds Jesus must come back and shout, "He is risen!" Then the whole family holds hands and thanks God that Jesus is not dead but alive!

Or make Resurrection Buns* and put them in a basket with a hot thermos and take the children up a local hill before sunrise. As the sun rises everyone breaks open their rolls and calls out, "He is not here! The tomb is empty! He is risen!" Just as it was on that first Easter morning in Jerusalem, the 'tomb' is hollow and empty. Together thank God that Jesus is alive!!

**Resurrection Buns: Make some ordinary dough, then roll the dough into balls – each around a large marshmallow – before putting them in the oven. You may wish to brush them with butter then roll them in cinnamon and sugar. Bake as normal and cool on a wire rack.*

OUT OF THE BOX

The Faith Box is extra special today – have a look inside and see why... It's empty! Why is that special?

Lots of people were crucified on a cross in the time of Jesus. But when Jesus was crucified, his death was really different from all the others because this was not the end of the story.

GAME

Roll Away the Stone

The stone in front of the tomb was rolled away by an angel.


- Appoint someone as the angel (someone who has curly hair, a scratch on their knee, pigtails or anything else you think of).

In this game everyone takes a turn to see who can roll the paper-covered hula hoop the furthest.

- Now choose the person who rolls it furthest to break through the paper hula hoop and shout "I have risen!" (You will probably find that everyone wants a turn so be prepared to re-wrap the hula hoop with more newspaper several times!)

Alternative game - if you don't have a hula hoop.

- Get the children to make a 'cave' out of a couple of chairs and a sheet or rug. Then get dad to roll up like a ball in front of the cave, and be the stone in front of the tomb. Have the children take turns trying to shift the stone while dad stays unmovable. Then the child who has been chosen to be the 'angel' just touches the stone and it simply rolls away. You could also tape the entrance of the cave over with newspaper and have a child burst through it saying, "He is risen!"



“ I HAVE A GREAT NEED FOR CHRIST;
I HAVE A GREAT CHRIST FOR MY NEED. ”

- CHARLES SPURGEON -



SESSION SIX

READ

“ A rich man named Joseph of Arimathea had asked Pilate for Jesus’ body so he could bury him in a garden tomb which he owned. The soldiers were worried that the disciples might come at night and steal his body and tell everyone he had come back to life. So Pilate sent soldiers to guard the tomb.

Early on Sunday morning the angel of the Lord came down from heaven and rolled back the stone from the cave and sat upon it. His face was as bright as lightning, and his clothes were as white as snow. The soldiers shook with fear and fell down as if they were dead.

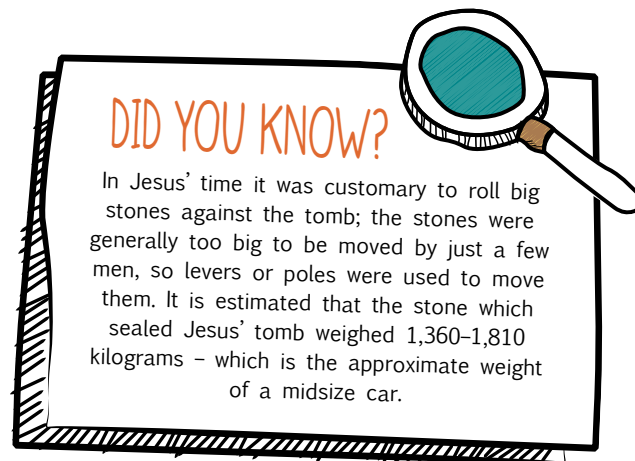
As it was getting light, Mary Magdalene and the other Mary and Salome began walking to the tomb. They were bringing spices to put on Jesus’ body. “How can we ever roll the heavy stone away from the tomb?” they asked each other. But when they got there, the stone had already been rolled away! They went inside the cave, and they saw an angel in a white robe.

The angel surprised the women, and they were terribly afraid. But the angel said, “Don’t be afraid. Are you looking for Jesus? He isn’t here. He has come back to life! See, that is where his body was. Now go and tell his disciples, including Peter, that he is alive again and will meet them in Galilee.”

As the women ran from the cave, they were filled with fear. But they were also filled with joy. They hurried to find the disciples and give them the angel’s message. But as they were running, Jesus met them. “Hello there!” he greeted them. They ran to him and held him by the feet and worshiped him. “Don’t be afraid,” he said. “Just go and tell my disciples to leave for Galilee, and they will see me there.”



Luke 24:1-8; Classic Bible Storybook, Kenneth N. Taylor, pages 229-231, Tyndale House



DID YOU KNOW?

In Jesus’ time it was customary to roll big stones against the tomb; the stones were generally too big to be moved by just a few men, so levers or poles were used to move them. It is estimated that the stone which sealed Jesus’ tomb weighed 1,360–1,810 kilograms – which is the approximate weight of a midsize car.

FAMILY TALK TIME

This is a day to celebrate because Jesus conquered sin and death and now none of us need to be afraid of them at all. He showed his followers he was alive and told them to tell the good news to the whole world.

We are going to practice telling others “Jesus is risen” in a game. The egg in our game represents this wonderful new life that Jesus gives us because he is alive.

GAME

Jesus is Risen!

- Everyone sit in a circle, close your eyes and hold your hands out behind your back.
- The adult walks around the circle and secretly gives one child an Easter egg, then explains that one of the group has an Easter egg, and that we must all keep our hands closed so that we can’t tell who has it.
- We are going to hug one another and say “Jesus is risen” as we do it.
- The fourth person to hug and say “Jesus is risen” to the one with the egg is then given the egg. (Make sure the child holding the egg can count to four).

But Jesus’ new life is not only for one person – it is for everyone, and there is plenty to go around. So go and hunt for more Easter eggs!

ACTIVITY

Easter Egg Hunt

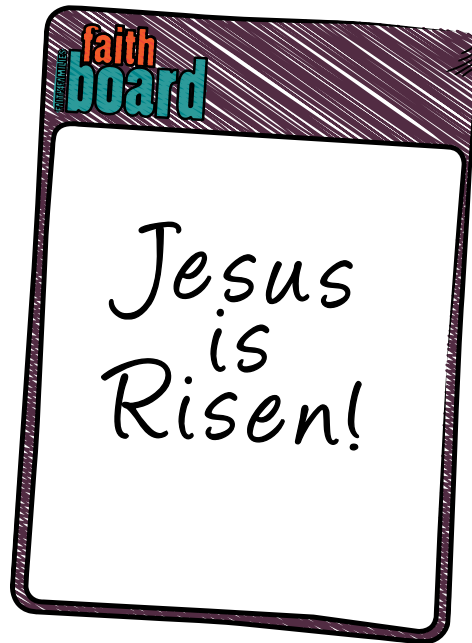
PRAY

Thank Jesus that he is alive! You may like to make up an Easter song together. Pick a familiar tune such as “Twinkle twinkle little star” and make up new words to express your thanks to God. Have fun singing the song together.

LIVE

Use your new Easter song as Grace at mealtimes this week.

Do some special Easter baking and share it with your neighbours to celebrate that Jesus is risen.



OTHER IDEAS

- Make up some **Jesus Jelly Bean Bags** (use the colours from the poem) in zip lock bags and attach these words –

*Red is for the blood he gave,
Green is for the grass he made,
Yellow is for the sun so bright,
Orange is for the edge of night.
Black is for the sins that were made,
White is for the grace he gave.
Purple is for the hour of sorrow,
Pink is for the new tomorrow.
A bag full of jelly beans,
Colourful and sweet,
Is a Prayer... is a Promise...
Is an Easter treat!*

You could give them away to friends as an Easter gift as well as keeping one bag each for yourselves.

- Make Easter cards to give away. Finger prints can make cute chicks (colour your finger tip with yellow felt tip). Simple pop up cards are fun with opening beaks and you can easily find a pattern online.
- Go for a walk early in the morning and watch the sunrise as a family. Take some time to thank God for Jesus and all the new days and new opportunities he gives us.

**CHECK OUT WHAT YOU
NEED FOR NEXT SESSION...**

